

The Better Choice...



Double Loop Bag	Working steps	Machine styles
1.	Sew bottom seam	80700C3, 80700C4
2.	Sew belt loops together	80800CNH
3.	Press belt loops, attach protection cuff	2200A, 2200AS (STRAPEX machine)



Container Bag U-Cut	Working steps	Machine styles
1.	Make tube for inlet spout	56100MZ27BT
2.	Insert spout into bodys top panel	80700C4, CD4 80800CDNH
3.	Attach two side panels and attach four belts	80700CD4, 81300B2, BM213CD2
4.	Insert top panel to body	80700C4, CD4, BM213C2, CD2



Q-Bag, Baffle Bag	Working steps	Machine styles
1.	Make tubes for in + outlet spout	56100MZ27BT
2.	Insert spouts into bodys top and bottom panel	80700C4, CD4, 80800CNH, CDNH
3.	Attach reinforcing straps 4 pcs.	BML213C2
4.	Close side seams	81300B2, 80700CD4, BM213CD2
5.	Attach four belts	81300B2, 81500B2, 80700CD4, BM213CD2
6.	Insert top panel to body	80700C4, CD4, BM213CD2, 81500B2
7.	Insert bottom panel to body	80700CD4, 81300B2, BM213CD2

As your partner we feel obliged to supply you with the best equipment on the market. The examples of big bags (FIBCs) shown above demonstrate some of the recommended machine styles perfectly fitting for the operation.

Subject to change without notice © Union Special GmbH

Union Special GmbH
Raiffeisenstraße 3
71696 Möglingen, Germany
Tel.: +49 (0)7141/247-0,
Fax: +49 (0)7141/247-100
www.union-special.com




Union Special LLC
One Union Special Plaza
Huntley, IL 60142, USA
Phone: 847/669 4500,
Fax: 847/669 4239
www.unionspecial.com

02-23_en

Bag Seaming Machines



Sewing Machines for Producing BIG BAGS (FIBCs)

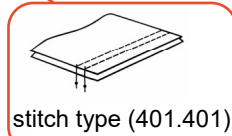



You require the most sophisticated sewing machines for your highly-efficient FIBC production?
Due to decades of experience **Union Special GmbH** can equip you with the suitable sewing machines and offer technical support.

● RUGGED ● POWERFUL ● RELIABLE ● FAST


Bag Making...

Your Partner for Highest Expectations



80700C3, 80700C4, 80700C4HLU, 80700C5:
Single needle double locked stitch with top and bottom feed for seaming bags, for inserting top covers and bottoms

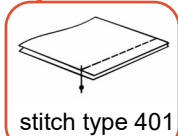

80700CD3, 80700CD4, 80700CD4HLU, 80700CD5: Two needle double locked stitch with top and bottom, universally applicable for all seams on container bags



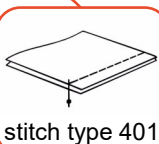

81300B, 81300B1HLU, 81300B2:
Two needle safety stitch with top and bottom feed for matched seams on heavy bag fabrics




56100MZ27BT: Single needle double locked stitch with plain feed, for seaming bags, for producing filling and discharging spouts



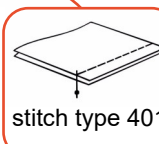

BM211C2: Single needle double locked stitch with plain feed, for saeaming bags, for attaching filling and discharging spouts



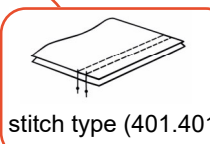

80800CNH: Single needle double locked stitch with plain feed, for saeaming bags, for attaching filling and discharging spouts



81500B, 81500B1HLU, 81500B2:
Single needle overedging with top and bottom feed, for matched seams on heavy bag fabrics



BML213C2: Longarm „POWERSTITCHER“
Single needle double locked stitch with top and bottom feed for producing so called „Q“-inliner bags



BM213C2, BM213C1HLU: „POWERSTITCHER“
Single needle double locked stitch with top and bottom feed for matched seams on very heavy container bags (FIBCs), for inserting top covers and bottoms

BM213CD2, BM213CD1HLU: Two needle double locked stitch with top and bottom feed for matched seams on very heavy container bags (FIBCs), universally applicable for all seams on container bags

● High Seam Strength ● High Sewing Speed ● Low Wear and Tear

● High Sewing Capacity ● Easy Handling ● Low Maintenance